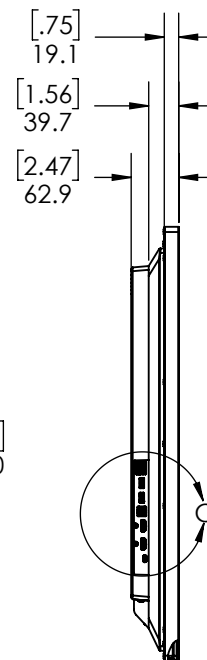
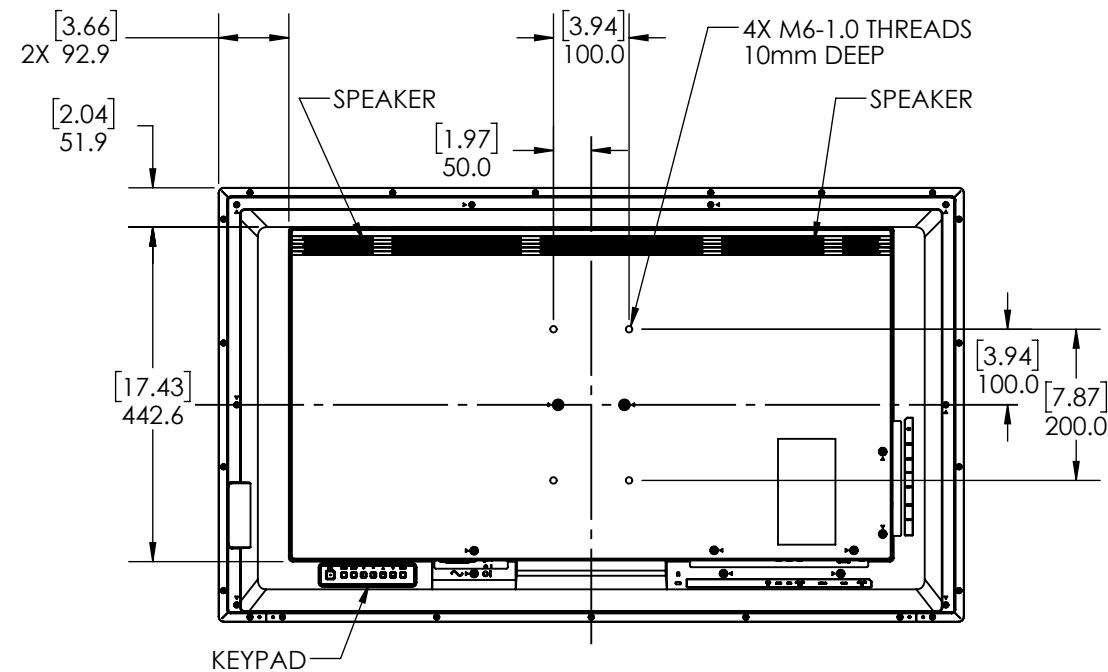
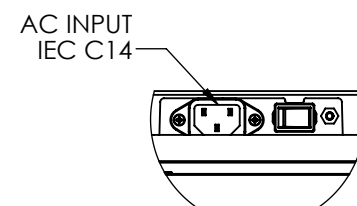
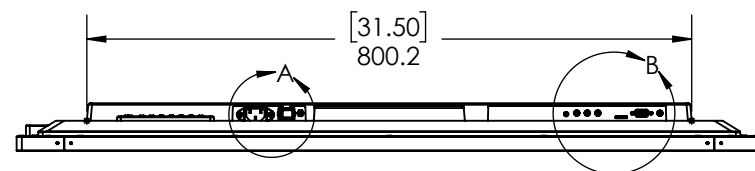
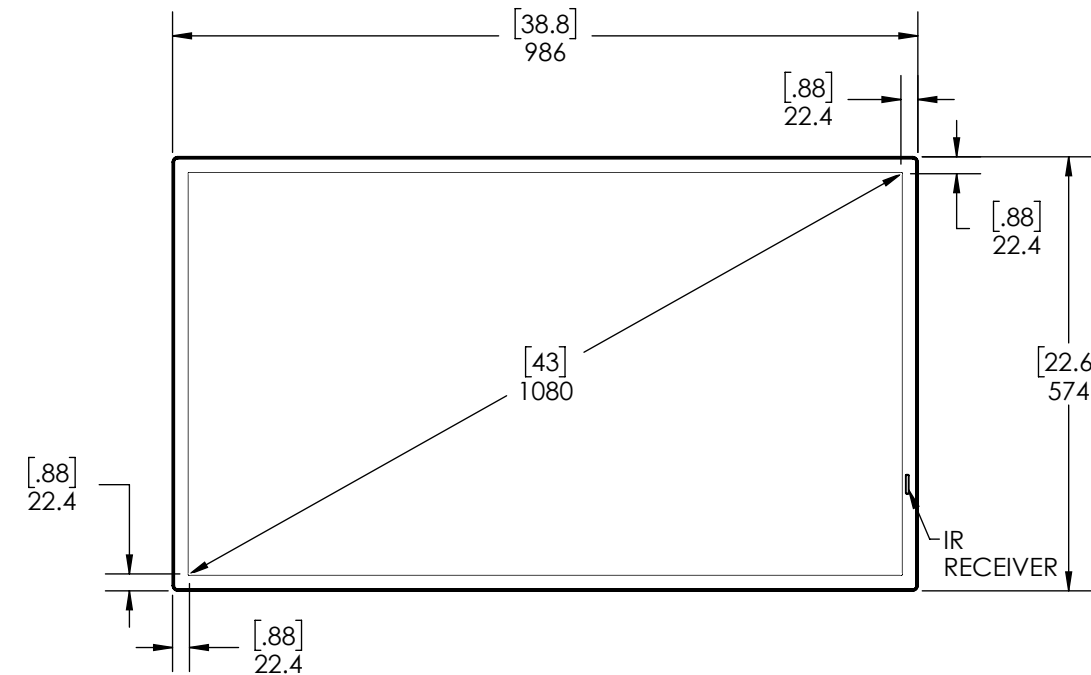


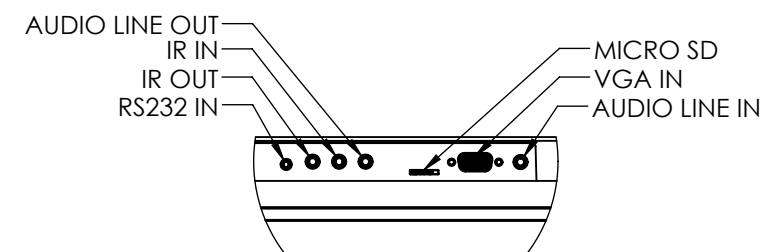
DETAIL C
SCALE 1 : 4



[.03]
—0.8
TO TOUCH SURFACE



DETAIL A
SCALE 1 : 4



DETAIL B
SCALE 1 : 4

2. THE TERMS HDMI®, HDMI HIGH-DEFINITION MULTIMEDIA INTERFACE, HDMI TRADE DRESS AND THE HDMI LOGOS ARE TRADEMARKS OR REGISTERED TRADEMARKS OF HDMI LICENSING ADMINISTRATOR, INC.

1. SPECIFICATIONS SUBJECT TO CHANGE WITHOUT NOTICE

NOTES: UNLESS OTHERWISE SPECIFIED



PLANAR SYSTEMS, INC.
1195 NE COMPTON DRIVE
HILLSBORO, OR 97006 USA

THIS DRAWING CONTAINS INFORMATION PROPRIETARY TO PLANK SYSTEMS, INC. ANY REPRODUCTION IN PART OR WHOLE WITHOUT THE WRITTEN PERMISSION OF PLANK SYSTEMS IS PROHIBITED. THIS DRAWING IS SUPPLIED FOR INFORMATION, IDENTIFICATION, ENGINEERING, EVALUATION, AND/OR INSPECTION PURPOSES ONLY AND MAY NOT BE USED AS BASIS FOR THE MANUFACTURING OF PRODUCTS OR THE FURNISHING OF SERVICES TO PLANK SYSTEMS OR TO ANY THIRD PARTY UNLESS AUTHORIZED IN WRITING BY PLANK SYSTEMS.

SLM432-T

998-3480-XX

PRODUCT

PART NO.

PRODUCT OUTLINE

UNLESS OTHERWISE SPECIFIED DIMENSIONS ARE IN MILLIMETERS [INCHES].

09	DRAWN BY
----	----------

DRAWN DATE	3 Oct 23
------------	----------

SHEET 1 OF 1

SHEET SIZE	REVISION
------------	----------

B

A