

Leyard eyeUNIFY Plugin for Milestone XProtect® VMS



TECHNOLOGY
PARTNER
PROGRAM

The new Leyard eyeUNIFY plugin available on the Milestone Marketplace allows Milestone users to seamlessly control any Leyard/Planar video wall and any other connected displays, directly from the Milestone XProtect Smart Client.

Milestone XProtect® is a global market leading Video Management Software (VMS) that brings the puzzle pieces of a video surveillance installation together in a perfect combination to create a solution that keeps people, premises and property safe today – and tomorrow. With XProtect as the foundation of your video surveillance, you get the freedom to build the entire system just the way you like it. Built on an open platform architecture you can customize your surveillance system and integrate other business applications into it for increased usability and performance. With +20 years in the market, XProtect has proven to be the right answer for more than 500,000 installations worldwide – from flower shops to universities, stadiums and cities. With the market’s broadest device support, XProtect VMS is compatible with more than 8,500 devices.

With the new Leyard eyeUNIFY Surveillance license available from version 2.2, we close the gap between video management and wall management. As a first development, an integration of the leading video management suite XProtect® by Milestone is available. Either a plugin can be used to control the eyeUNIFY wall management in the XProtect Smart Client interface or you can integrate your Milestone XProtect Server as a source in eyeUNIFY, whereby the available Milestone sources are automatically made available as new window sources in eyeUNIFY.

Two levels of integration with Milestone XProtect VMS:

- eyeUNIFY Plug-in allows you to control the video wall directly from Milestone XProtect Smart Client
- The Milestone video player is embedded on our netPIX video wall controller



Calderdale Council CCTV Centre, UK

Control your video wall from Milestone XProtect Smart Client

The Leyard video wall control plugin provides operators of the XProtect Smart Client easy and seamless access to an array of functions for changing the content on the Leyard video wall(s).

- Select the video wall or display you wish to control Select the preset you wish to launch on the video wall
- Select any window within that preset layout that you wish to change the source content
- Select a new source that you wish to be displayed from the wide range of available sources including IP & hardwired video, graphic workstation data, web data or collaboration data from mobile devices
- Send commands to any 3rd party device (TCP/UDP)



Layout Selection

Choose a pre-defined video wall layout from the from the list of layouts in eyeUNIFY



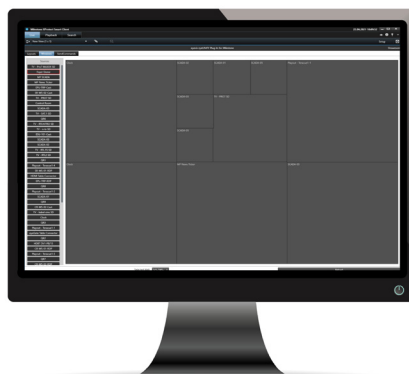
Source Selection

Select a source from the source list to be displayed in a defined area



Send Command

Send any predefined command through eyeUNIFY interfaces, e.g. turn the video wall on/off




The benefits of Leyard Milestone XProtect Plugin

Based on years of experience in providing video wall systems within security control room applications, Leyard has developed a unique video wall Plugin within the Milestone XProtect system.

This allows Milestone users to seamlessly control any Leyard video wall(s) and any other connected displays, directly from the Milestone XProtect Smart Client.

The benefits include:

- Seamless control of any number of Leyard video walls or displays from XProtect
- XProtect users now have direct access to the unique features of Leyard video wall technology
- Display on the video wall of the widest range of security control room sources including:
 - IP & hardwired video
 - Workstation graphic sources e.g. access control, alarm monitoring, mapping
 - Web/intranet-based data
 - Live TV news feeds
 - RSS news & organisational status feeds
 - Collaborative data from mobile devices such as iPad, Android & phones



Autoroutes du Maroc Highway Control Centre

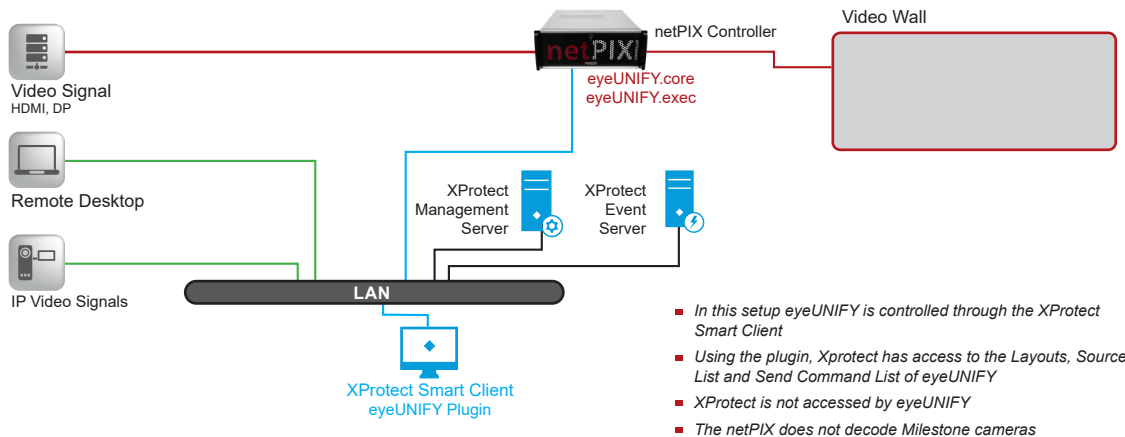


Eurotunnel Control Room Calais

CONFIGURATIONS EXAMPLES

■ XProtect Smart Client with netPIX

Recommended for mix of sources and video streams



■ Milestone Player with netPIX

Recommended for high density of cameras displayed

